



CONSORTIUM *of*
APPLIED
RESEARCH

Eisenhower Elementary 21st Century Community Learning Center (CCLC)

GREEN BAY AREA PUBLIC SCHOOL DISTRICT
SUMMATIVE EVALUATION REPORT 2022-2023

Jenell Holstead, Ph.D.
**Director of Consortium of
Applied Research**

INSIDE THIS REPORT

1 Summative Evaluation Report 2022-2023

2 Student Characteristics

3 Program Offerings and Staff

4 What Students Say

5 What Families Say

6 Family Involvement

7 What Teachers Say

8 Progress Toward Goals and Objectives

9 Summary

SUMMATIVE EVALUATION REPORT 2022-2023

Eisenhower Elementary School in the Green Bay Area Public School District operated a 21st Century Community Learning Centers (21st CCLC) program during the 2022-2023 school year. The 21st CCLC program originated as part of Congress's reauthorization of the Elementary and Secondary Education Act of 1994 to provide grants to schools and to expand education services beyond the regular school hours. Since that time, the 21st CCLC program has been one of the fastest growing programs in the federal government, with a 2019 allocation of \$1.2 billion, serving just over 10,000 centers nationwide.

The focus of the program reauthorized under Title IV, Part B of the No Child Left Behind Act, is to provide expanded academic enrichment opportunities to children attending low-performing schools. Tutorial services and academic enrichment activities are designed to help youth meet academic standards in subjects such as reading and math. In addition, 21st CCLC sites provide program activities related to youth development; drug and violence prevention; technology education; art, music, and recreation programs; counseling; and character education to enhance the academic component of the program.

During the 2022-2023 school year, Eisenhower Elementary School contracted with Jenell Holstead, Ph.D., Director of the Consortium of Applied Research at the University of Wisconsin – Green Bay, to provide external evaluation of the after school program site. Dr. Holstead's evaluation activities included analyzing summative data regarding outcomes from the 2022-2023 school year. This report presents the summative results for the Eisenhower program site.

STUDENT CHARACTERISTICS

In total, 103 students attended the program during the 2022-2023 school year, compared to 107 during the previous year. Of those that attended, 22% had special education needs and 48% were English language learners. Of note, 86% of the students were receiving free/reduced lunch. The program consisted of roughly 54% Hispanic or Latino students, 17% white students, 11% students who are two or more races, 11% Asian students, 5% Black or African American students, and 2% American Indian or Alaskan Native students. About 56% of the participants were female, compared to 44% male.

Program staff prioritized recruitment of students who were in need of academic support or had social, emotional, or behavioral needs. Staff also recruited low-income students, past participants and their siblings.

The majority of students who attended the program at least one day during the school year attended “regularly” (more than 30 days across the year). The majority of regular attendees (64%) attended 90 or more days during the school year. On an average day, 60 students attended the program.

Thirty-four students attended more than 90 hours of programming, with 38 students attending for more than 180 hours during the school year.

**THE PROGRAM
PROVIDED
470
ADDITIONAL
HOURS OF
SUPPORT FOR CHILDREN
IN 2022-2023**

Attendance Trends	2020-2021	2021-2022	2022-2023
# of Participants (30+ days)	12	84	84
% of regular attendees attending 30-59 days	58%	21%	17%
% of regular attendees attending 60-89 days	0%	29%	19%
% of regular attendees attending 90+ days	42%	50%	64%
Average Daily Attendance	8	48	60

PROGRAM OFFERINGS AND STAFF

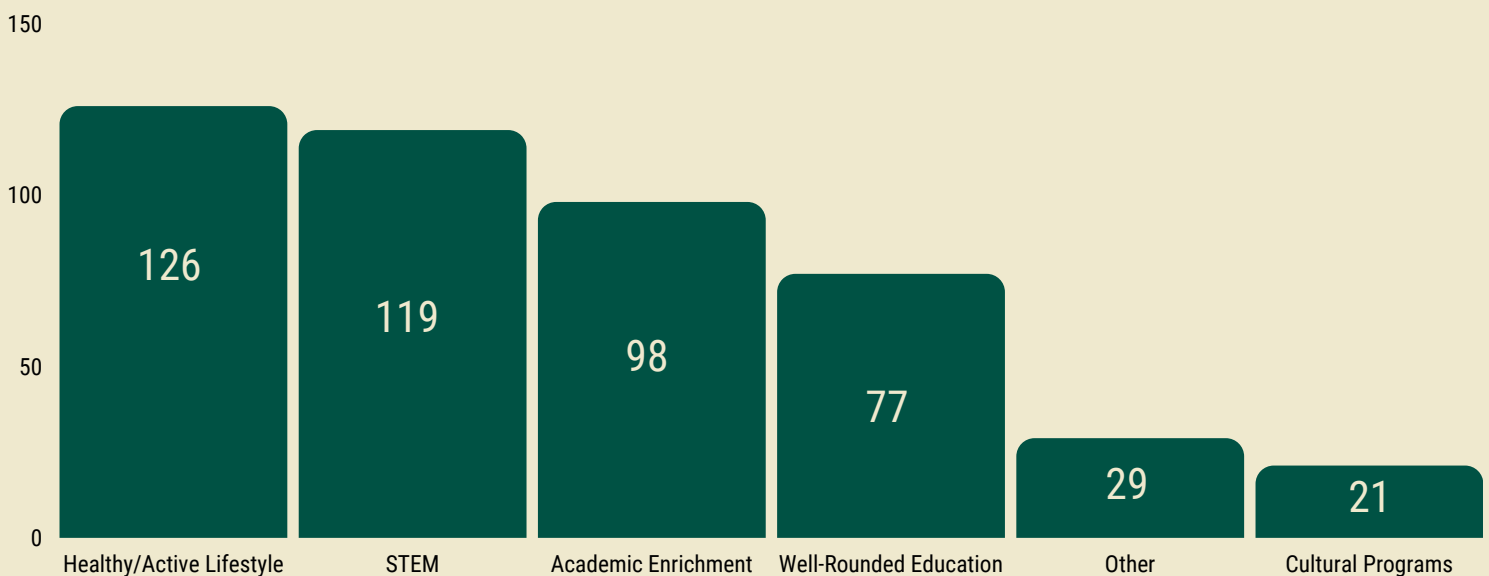
During the 2022-2023 school year, numerous activities were provided during the week. In total, students participated in 126 hours of healthy and active lifestyle activities, 119 hours of STEM activities, 98 hours of academic enrichment, 77 hours of well-rounded education activities, and 21 hours in cultural programs. Students also spent 29 hours in various other activities. Eisenhower staff used state standards to guide 21st CCLC programming and aligned program activities with school day content.

The program partnered with 4-H, Artworks for Kids, Automobile Gallery, Children's Museum of Green Bay, Einstein Project, Girl Scouts, ICE Cloud, Kim's Tae Kwon Do, Mobile Dance Service, National Railroad Museum, and St. Norbert College.

The program operated for 36 weeks during the 2022-2023 school year and was open for a total of 158 days. Typically, the program operated five days per week and served youth for approximately 12.5 hours each week.

In total, 18 staff worked for the program including 12 college students, three administrators, two community members, and one non-teaching school staff member. Staff were recruited through outreach to local universities and by targeting school personnel within the building. The pay rate for staff was increased during the 2022-2023 school year to aid in recruitment.

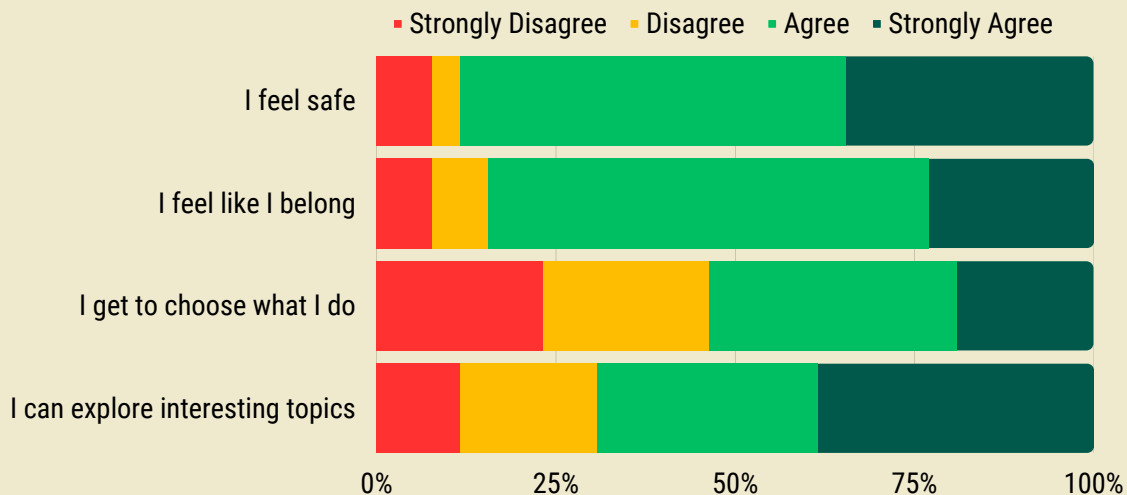
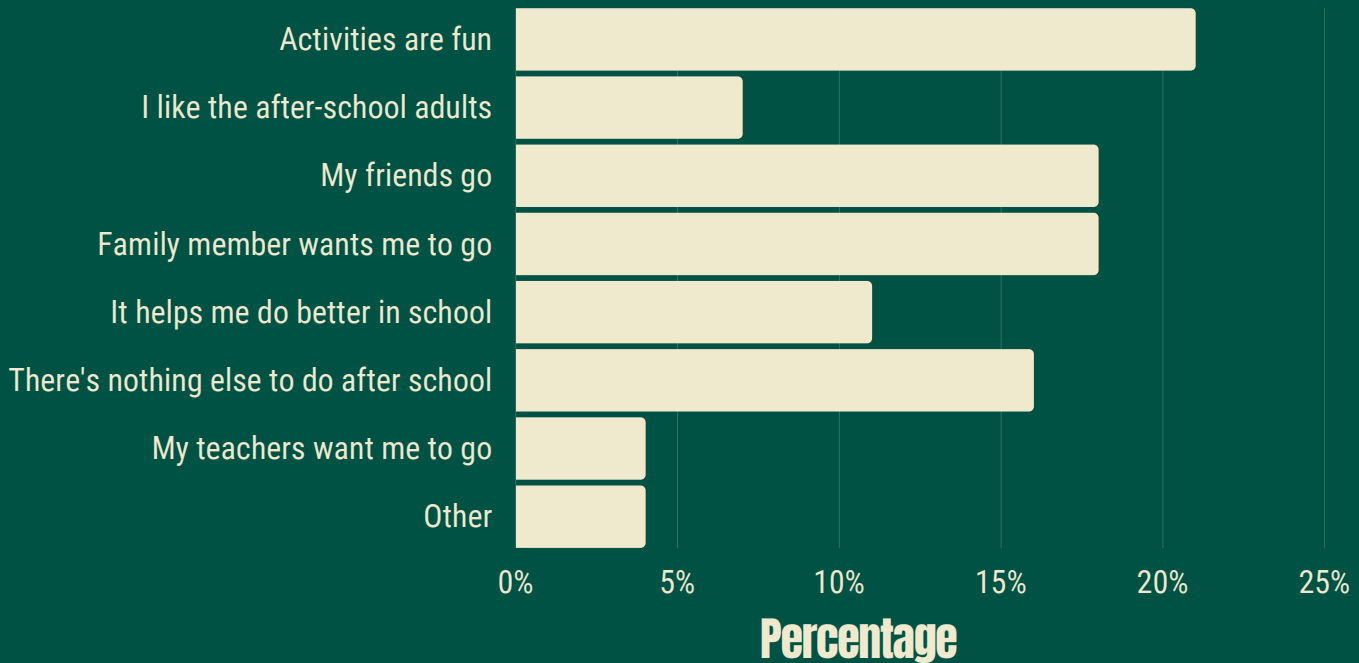
HOURS OF PROGRAMMING



WHAT STUDENTS SAY

Students have great things to say about the program. In total, 27 3rd, 4th, and 5th grade students completed a student survey at the end of the year. Eighty percent (80%) of these students reported their identity was represented by at least one adult in the program, while 77% of students reported that program staff cared about them. Overall, children reported feeling safe at the program (88%) and that they belonged at the program (85%). Eighty-one percent (81%) of participants reported that there was at least one adult at the program they could talk to and trust.

WHY STUDENTS ATTENDED THE PROGRAM



WHAT FAMILIES SAY

At the end of the year, 34 families completed a family survey. Ten families reported that they had two or more children in the program, representing 49 students that participated. The survey was available in English, Hmong, and Spanish.

In the survey, 94% of families reported that staff and program leaders cared about their child, with 77% strongly agreeing with this statement. Moreover, 94% of families reported that program staff communicated with them about the program, 94% felt happy with the types of activities their child participated in, and 94% reported that because of the interaction with the after school program staff they felt more welcomed in the school.

Families were also asked to report whether the days and times the program was offered were adequate to meet their needs, with 94% agreeing that the days and times were adequate. Ninety-one percent (91%) of families reported that they were more engaged with their child(ren)'s education because of their participation in the program.

94% of families reported that staff and program leaders cared about their child(ren).

Percentage of families reporting CCLC program helped child:

- Get along better with others: 89%
- Improve their grades/do better in school: 89%
- Participate in activities they would not otherwise have had the opportunity to participate in: 92%
- Increased confidence in their abilities: 89%

FAMILY INVOLVEMENT

During the 2022-2023 school year, there were six family events. The activities were designed to address the learning needs of the adults and create connections between the school and the home. Fifty-eight percent (58%) of families surveyed reported attending at least one event. Eighty-nine percent (89%) of those family members reported that the events helped them develop their own knowledge and skills, while 95% said the activities helped them feel engaged with their child(ren)'s education. Family members who did not attend a family event cited the timing of the event as the main reason why they did not attend.

WHAT TEACHERS SAY

Teachers were surveyed in Spring 2023 and asked to report the extent to which the CCLC program had helped students in a variety of categories. The results were overwhelmingly positive and are summarized in the table below.

What happened with the student's... over the course of the year?	Engagement in Learning	Enjoyment of Class Activities	Participation in Class Activities	Asking Questions	Completion of In-Class Assignments	Connecting Class Activities to Outside World	Willingness to Try New Things	Demonstration of Self-Directed Learning
It needed to improve and it did.	56%	45%	44%	43%	45%	39%	53%	49%
It needed to improve but it stayed the same.	18%	22%	25%	31%	21%	34%	19%	27%
It needed to improve but it got worse.	6%	3%	4%	3%	5%	1%	3%	5%
It did not need to improve.	19%	27%	25%	19%	26%	22%	22%	16%

PROGRESS TOWARD GOALS & OBJECTIVES

Guiding Principles	Measurable Goals	Eisenhower
Programs will provide a stable, safe, and supportive environment to meet the needs of the target population	100% of students express that they feel safe, supported, and welcomed on the end of program survey.	Some progress made (88% of students)
	80% yearly retention rate of staff at each site.	Some progress made (27% of staff retained)
	100% of sites will develop a professional development plan that incorporates best practices to address staff learning needs.	Goal met (Professional development plan created)
Programs will develop youth as learners	Students who attend afters school programming for 200+ hours or more will meet end of year grade level expectations in reading as measured by Fountas and Pinnell.	Some progress made (15% of all attendees meet expectation)
	Students who attend after school programming for 200+ hours or more will meet end of year grade level expectations in math as measured by DRA.	Some progress made (25% of all attendees meet expectation)
	100% of schools include after school program into the school's continuous improvement plan.	Goal not met (Program not included in school's continuous improvement plan).

PROGRESS TOWARD GOALS & OBJECTIVES

Guiding Principles	Measurable Goals	Eisenhower
Programs will support the development of other skills necessary for success	100% of sites will provide voice and choice activities after school at least twice a week.	Goal met (Program provided voice and choice activities at least twice a week)
	90% of frequent program attendees (60+ days) will participate in a minimum of two rigorous Service Learning projects per year.	Some progress made (23% of regular attendees participated in 2+ service learning projects)
Programs will engage families and the broader community in support of student learning	90% of families of frequent program attendees (60+ days) will report that the CLC family engagement activities helped them feel engaged in their child's education based on end of year survey.	Goal met (95% of family members surveyed)
	At least 2 events geared towards helping families support student learning in literacy or math will be offered each year.	Goal met (6 family events)
	Programs will engage a minimum of 5 Community Based Organizations as part of student programming each year.	Goal met (11 community partners)
	Programs will provide a minimum of 1 community-based field trips each year.	Goal met (5 field trips)

SUMMARY

The CCLC program at Eisenhower Elementary School continued to thrive during the 2022-2023 school year. The program served 103 students, and the majority received free/reduced lunch. Sixty-four percent (64%) or regular attendees attended the program more than 90 days, compared to 50% during the previous year. The program recruited students who were in need of academic support or had social, emotional, or behavioral needs. Staff also recruited low-income students, past participants and their siblings. Families and students also rated the program quite favorably, with 94% of families reporting that program staff cared about their child..

As the program looks to the 2023-2024 school year, staff should reflect on the success achieved and openly discuss challenges with stakeholders. Program staff must continue to utilize the partnerships and evolve with the changing needs of the community. The program must continue to receive the support of the school district, local businesses, community organizations, families and students with which it serves.

ABOUT CAR

The Consortium of Applied Research (CAR) at UW- Green Bay seeks to support local businesses, non- profits, community organizations, and educational entities by translating research into practical solutions. Through the collection, use, and dissemination of qualitative and quantitative data, CAR provides objective consultation to help organizations make informed decisions and measure impacts of programs and initiatives. CAR specializes in program evaluation, customized statistical analysis, grant writing services, data management, and training/technical assistance.



CONSORTIUM *of*
APPLIED
RESEARCH